

CABINETS & RACKS



WALL MOUNT CABINETS (SINGLE SECTION)	82
WALL MOUNT CABINETS (DOUBLE SECTION)	83
LOW-PROFILE WALL MOUNT CABINETS (DOUBLE SECTION)	84
2 POST & 4 POST OPEN RACKS	84 - 85
ECONOMY SERVER RACKS	86 - 87
FLOOR STANDING NETWORKING CABINETS	88
CABINETS ACCESSORIES & CABLE MANAGERMENTS	89 - 90

➤ Wall Mount Cabinets (Single Section)

Feature:

- Welded frame, reliable structure
- Standing or wall mounting installation
- Easy mounting installation
- 19" standard installation
- Removable side panels with locks
- Cable entry on both of top cover and bottom panel
- Turning angle of front door is over 180 degrees
- Loading Capacity: 60 Kgs
- Degree of Protection: IP20
- 120mm fan optional

Standard :

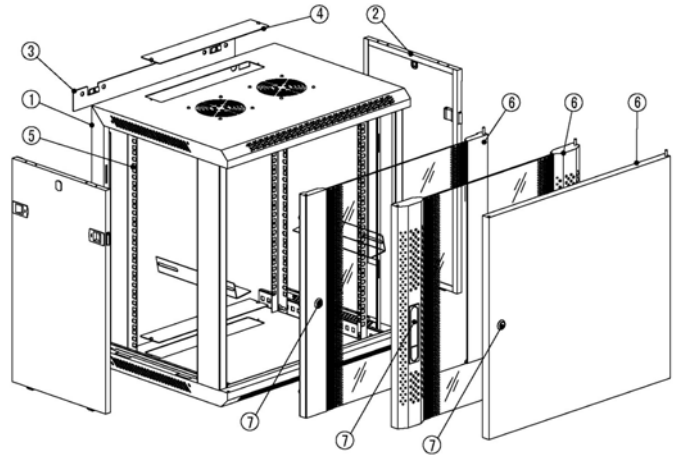
- Comply with ANSI/EIA, RS-310-D, DIN41497 part 1, EC297-2, DIN41494 part 7, GB/T3047.2-92 standard

Material:

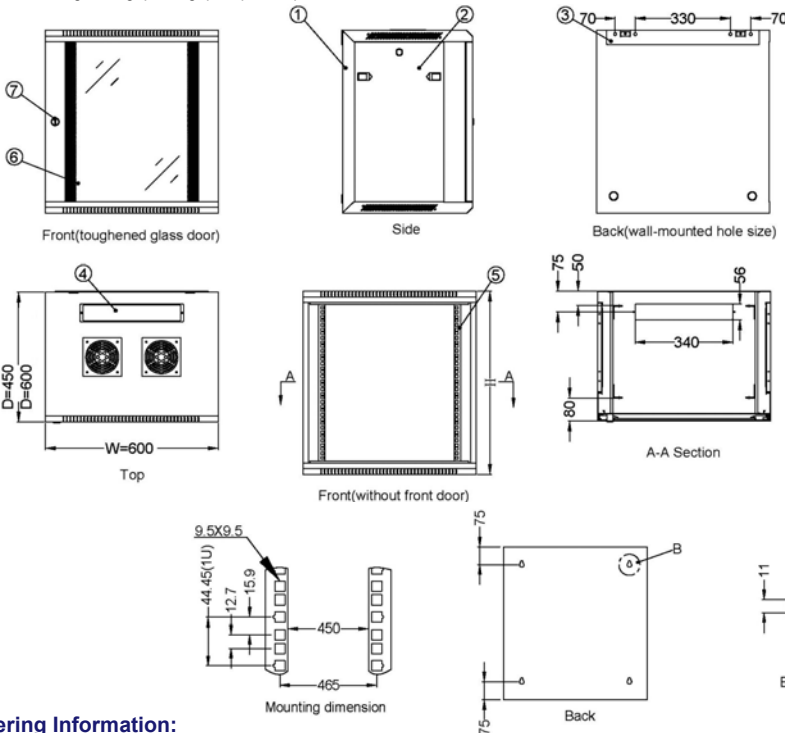
- SPCC cold Rolled Steel
- Thickness : Mounting profile : 1.5mm, others : 1.2mm

Surface Finish:

- Degreasing, pickling, phosphoric, powder coated



- 1- Frame
- 2- Side panel
- 3- Mounting panel
- 4- Cable entry cover
- 5- Mounting profile
- 6- Front door options
- 7- Lock



Ordering Information:

Single Section					
P/N	Capacity(U)	Color	Height(mm)	Width(mm)	Depth(mm)
NB-CAB-001	6	Black (RAL9004)	368	600	450
NB-CAB-002		Gray (RAL7035)			
NB-CAB-003	9	Black (RAL9004)	501		
NB-CAB-004		Gray (RAL7035)			
NB-CAB-005	12	Black (RAL9004)	635		
NB-CAB-006		Gray (RAL7035)			
NB-CAB-007	15	Black (RAL9004)	769		
NB-CAB-008		Gray (RAL7035)			
NB-CAB-009	18	Black (RAL9004)	901		
NB-CAB-010		Gray (RAL7035)			
NB-CAB-137	22	Black (RAL9004)	1082		
NB-CAB-138		Gray (RAL7035)			
NB-CAB-106	6	Black (RAL9004)	368	600	600
NB-CAB-107	9	Black (RAL9004)	501		
NB-CAB-108	12	Black (RAL9004)	635		
NB-CAB-109	15	Black (RAL9004)	769		
NB-CAB-110	18	Black (RAL9004)	901		
NB-CAB-139	22	Black (RAL9004)	1082		

➤ Wall Mount Cabinets (Double Section)

Feature:

- Welded frame, reliable structure
- Standing or wall mounting installation
- Easy mounting installation
- 19" standard installation
- Removable side panels with locks
- Cable entry on both of top cover and bottom panel
- Turning angle of front door is over 180 degrees
- Loading Capacity: 60 Kgs
- Degree of Protection: IP20
- Easy operation and maintaining at the back
- 120mm fan optional
- Turning angle of rear door is above 90 degrees

Standard :

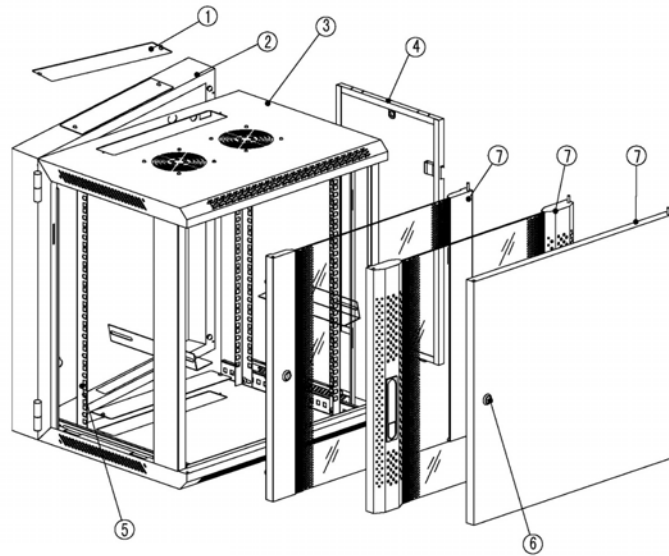
- Comply with ANSI/EIA, RS-310-D, DIN41497 part 1, EC297-2, DIN41494 part 7, GB/T3047.2-92 standard

Material:

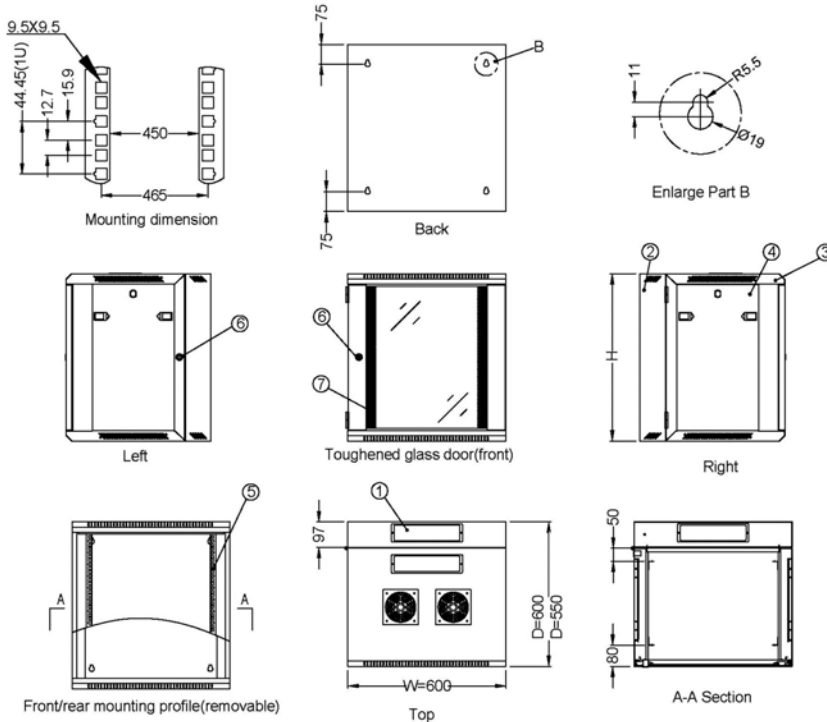
- SPCC cold Rolled Steel
- Thickness : Mounting profile : 1.5mm, others : 1.2mm

Surface Finish:

- Degreasing, pickling, phosphoric, powder coated



1. Cable entry cover
2. Back panel
3. Frame
4. Side panel
5. Mounting profile
6. Lock
7. Front door options



Ordering Information:

Double Section

P/N	Capacity(U)	Color	Height(mm)	Width(mm)	Depth(mm)
NB-CAB-095	12	Black (RAL9004)	635	600	550
NB-CAB-012		Gray (RAL7035)			
NB-CAB-096	15	Black (RAL9004)	769		
NB-CAB-014		Gray (RAL7035)			
NB-CAB-087	6	Black (RAL9004)	368		
NB-CAB-060	9	Black (RAL9004)	501		
NB-CAB-011	12	Black (RAL9004)	635	600	600
NB-CAB-013	15	Black (RAL9004)	769		
NB-CAB-089	18	Black (RAL9004)	901		
NB-CAB-141	22	Black (RAL9004)	1082		

➤ Low-Profile Wallmount Cabinet (Double Section)



Features:

- Max. Capacity : 13U
- Static loading capacity : 50 Kgs.
- Two Height available: (501mm & 769mm)
- External dimension of cabinet: 600mm (width)*270mm(depth)
- Toughened glass front door, could observe devices' operation
- Cable entries are available at top cover, good ventilation (cooling fans are optional)
- 2 pieces of mounting profiles are available. From the bottom up, install 2U mounting horizontally from the 1st U; install 4U mounting profiles horizontally from the 6th U. The installation position for 4U mounting profiles could be adjusted from the 6th U to the 9th U.
- Cable entries at the back of wall mounted enclosure are available. Metal cable management rings are installed at the back for cable management.
- Easy operation and maintaining at the back of enclosure.

Ordering Information:

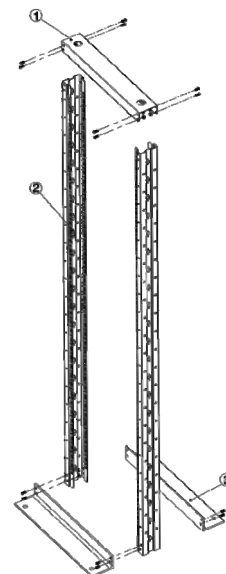
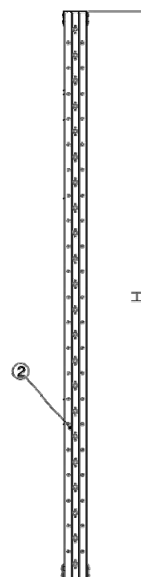
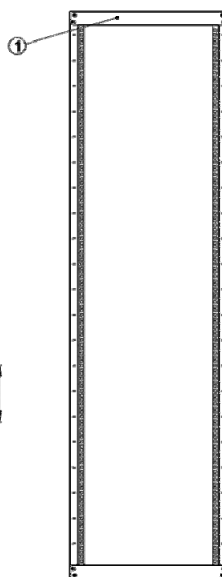
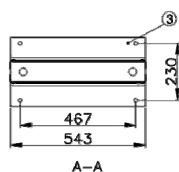
P/N	Color	W*D*H (mm)	Max. capacity
NB-CAB-070	Black (RAL9004)	600*270*769	13U
NB-CAB-071	Gray (RAL7035)	600*270*769	13U
NB-CAB-072	Black (RAL9004)	600*270*501	8U
NB-CAB-073	Gray (RAL7035)	600*270*501	8U

➤ Open Racks

Features:

- Standard: comply with ANSI/EIA; RS-310-D, IEC297-2, DIN41491, PART1, DIN41494 PART7, GB/T3047.2-92 standard.
- Modular design, easily assemble and disassemble for delivery, low-cost.
- Various optional accessories according to requirements (cable management slot, cable management, removable working panel, etc.)
- 19" frame 2mm welded fold steel sheet, two side figure punching.
- **COLOR:** Black (RAL9004)

Two post 42U (Space saver)



1. Horizontal beam 2. Pole 3. Plinth